

FP-7-300

Highlights

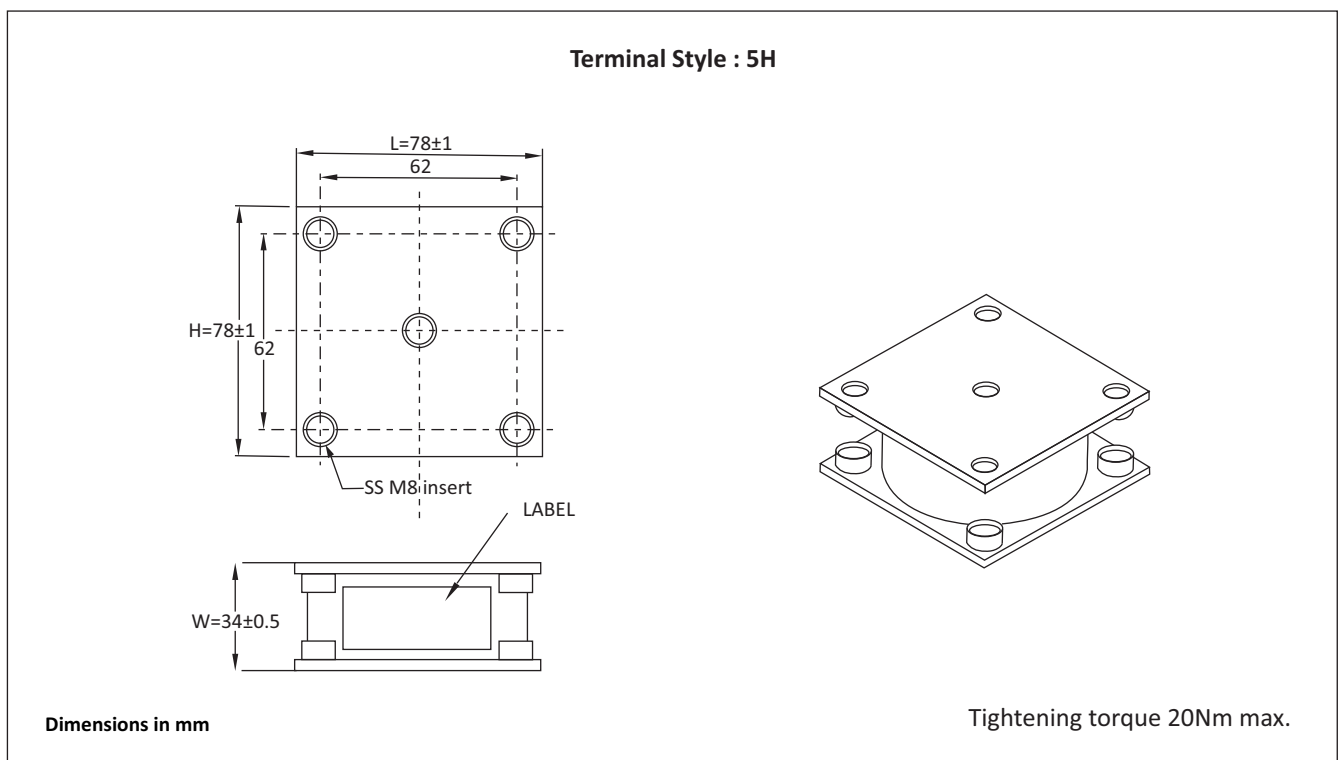
- Conduction cooled
- Polypropylene dielectric
- Self-healing
- Stray inductance < 5nH
- Operating frequency up to 700 KHz
- Maximum operating core temperature 85°C



Standard Capacitor Values

Rated Voltage Vrms	Nominal Capacitance MFD at 1KHz	Max Current Irms	Max Power Kvar	Frequency KHz	ESR mΩ	Dimensions mm			Terminal Style	Ordering Code
						B	H	L		
1000	0.10	350	300	476-649	1.2	34	78	78	5H	SP0U101000A1K05H0FP7
	0.20	500	300	238-423	1.2	34	78	78	5H	SP0U201000A1K05H0FP7
700	0.25	500	300	390-530	1.2	34	78	78	5H	SP0U250700A1K05H0FP7
	0.33	500	300	295-401	1.0	34	78	78	5H	SP0U330700A1K05H0FP7
	0.66	500	300	147-200	0.8	34	78	78	5H	SP0U660700A1K05H0FP7
600	1.00	650	300	132-223	0.5	34	78	78	5H	SP1U000600A1K05H0FP7
	1.20	650	300	111-187	0.5	34	78	78	5H	SP1U200600A1K05H0FP7
	1.32	650	300	100-170	0.3	34	78	78	5H	SP1U320600A1K05H0FP7
500	2.40	650	300	80-97	0.2	34	78	78	5H	SP2U400500A1K05H0FP7
	2.60	650	300	72-85	0.2	34	78	78	5H	SP2U600500A1K05H0FP7
400	5.00	800	300	59-67	0.1	34	78	78	5H	SP5U000400A1K05H0FP7

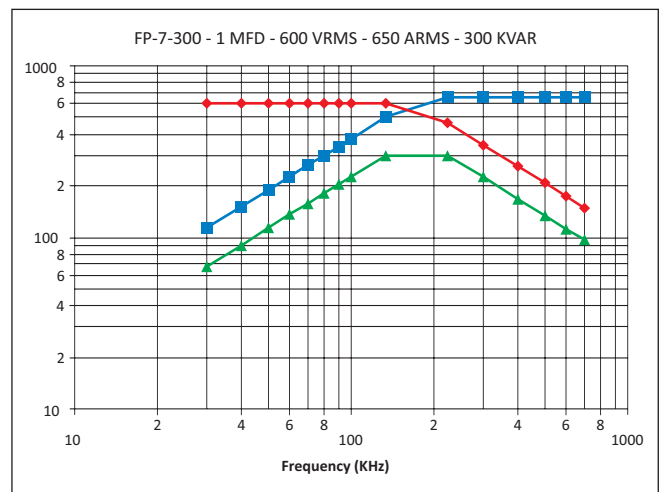
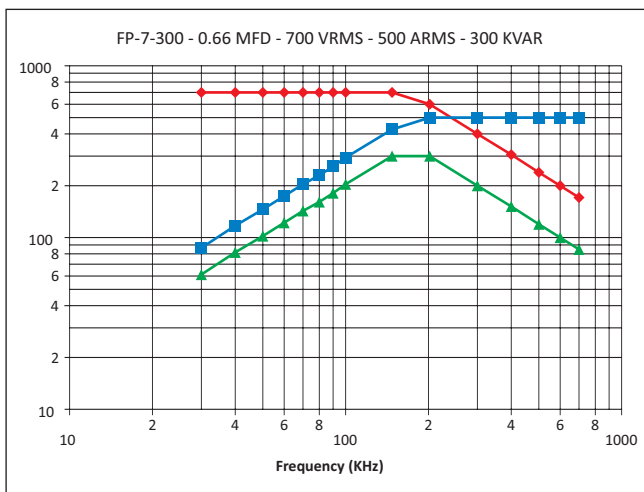
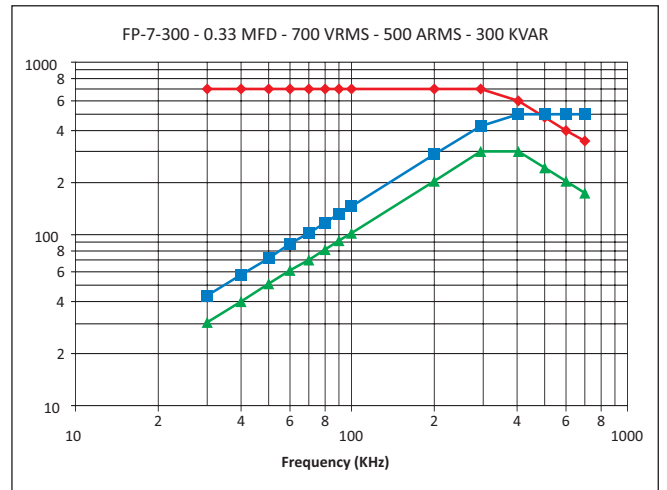
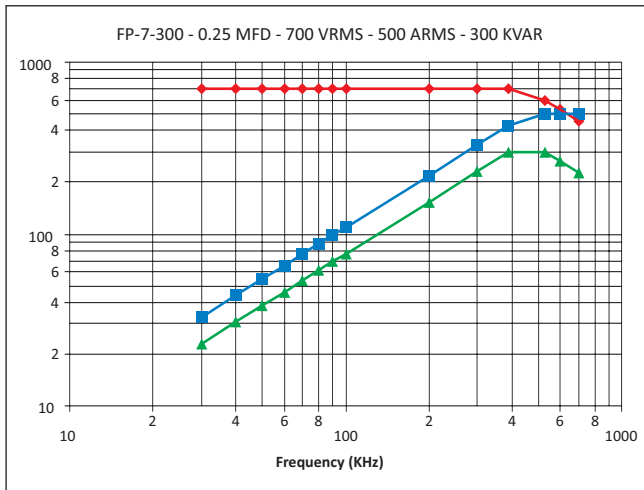
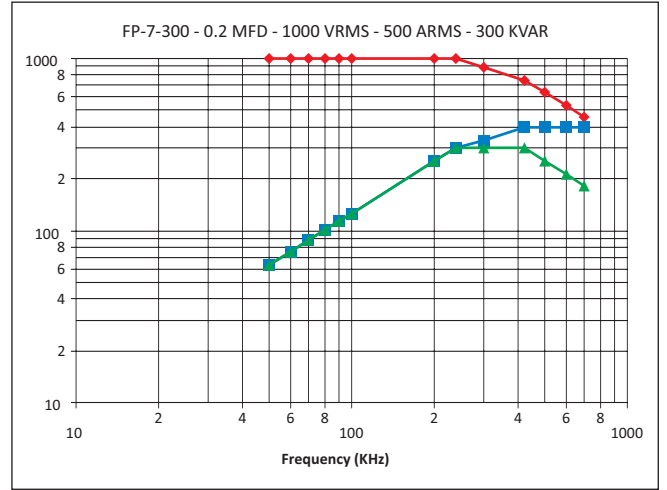
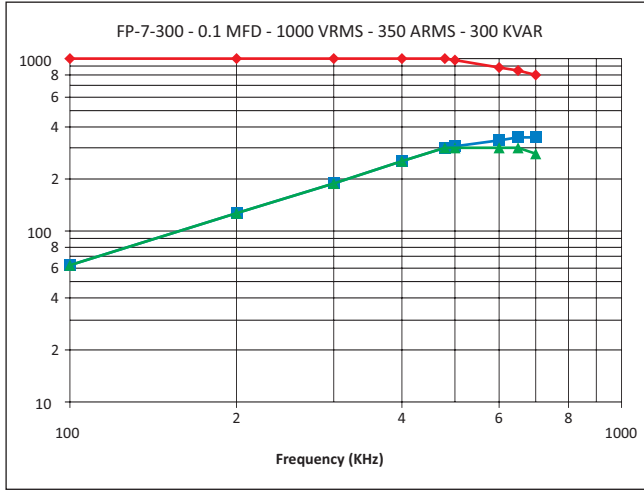
Capacitor Drawing and Terminal Style



FP-7-300

Frequency Derating

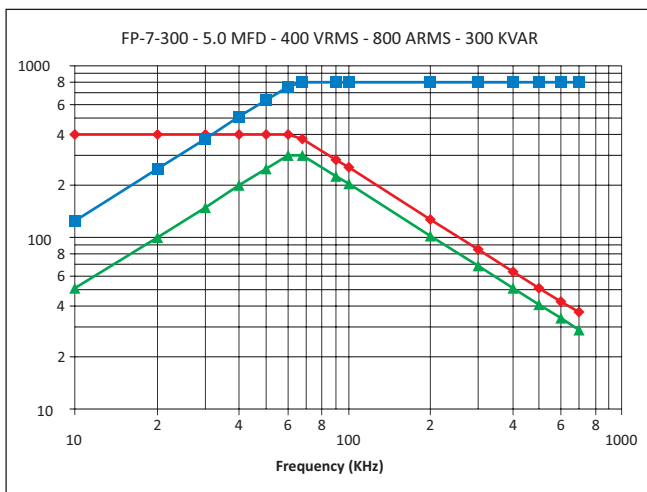
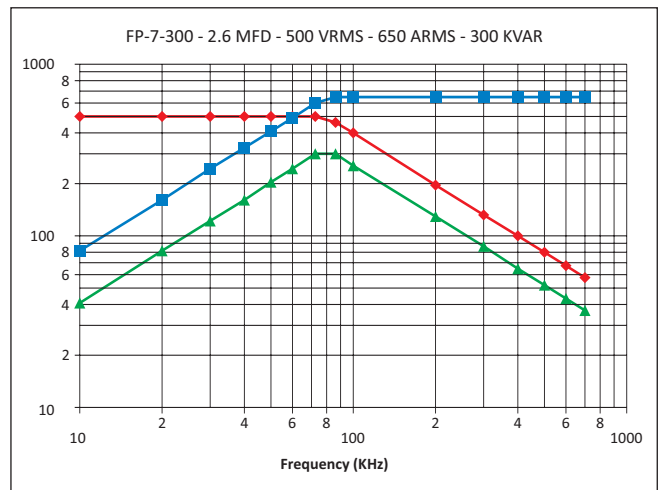
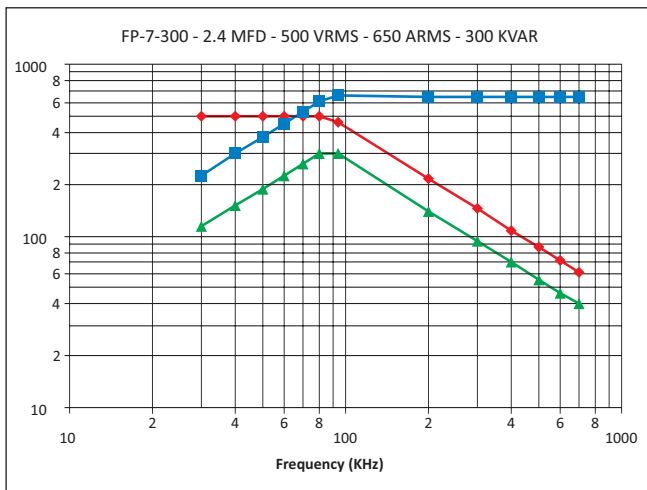
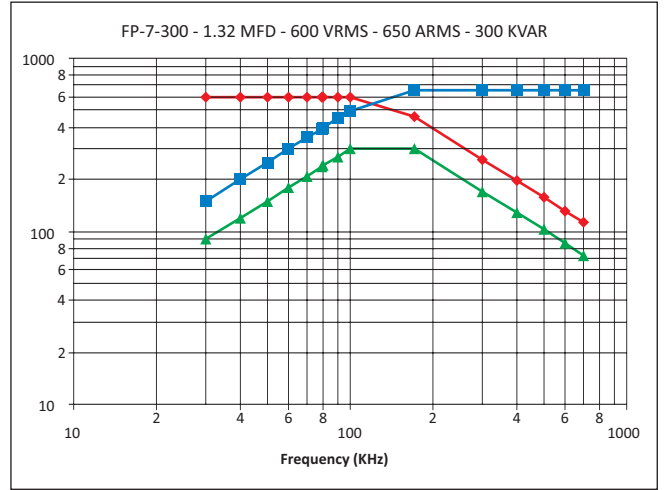
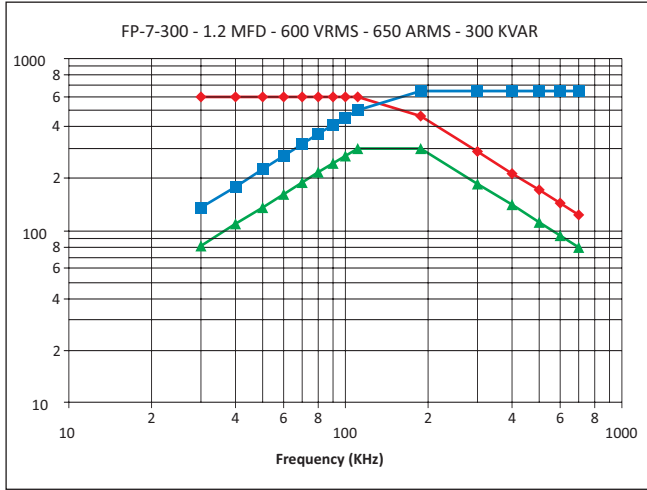
—●— Voltage —■— Current —▲— Power



FP-7-300

Frequency Derating

—◆— Voltage —■— Current —▲— Power



Catalogue No. AEPL FP-7-300-SH-SEPT-2013

The specification shown herein (page 1 to 3) pertain to the current manufacturing range of the Company. The Company reserves the right to change and /or modify any part of or whole of the specifications as a result of research and development and as may be necessary, without prior notice